


Writing Instructions



Instructions/Procedural writing

Instructions are written for someone who needs to know how to do something.




What are instructions for?

Some examples...

Recipes



Game Instructions



Craft/DIY Instructions



Safety Procedure Posters



How to Write Instructions

1. Write in the present tense.
2. Use imperative verbs and adverbs to begin each step. (*Imperative verbs are instruction or 'bossy' verbs – they tell you to do something eg. pour, weigh, put etc.*)
3. Use numbers to sequence the steps/instructions.
4. Use topic words.
5. Create clear and concise simple sentences.



The next 2 slides are examples of procedural writing.

How To Plant A Sunflower Seed


What you need:

- A small pot
- Soil
- Seeds
- Watering can
- Water



What you do:

- 1.Fill the pot with soil to just below the top.
- 2.Add a little water to the soil.
- 3.Gently press one or two seeds into the soil.
- 4.Cover the seeds with a small amount of soil.
- 5.Carefully pour more water onto the soil.



Top Tip:

Water the soil everyday to help your sunflower grow.

How To Make Fruit Pizzas

You will need:

- 4 Digestive biscuits
- Natural yoghurt
- 3 – 4 different types of fruit
e.g. apple, banana, grapes, orange
- Plate
- Spreading knife
- Sharp knife
- A grown up

What to do:

- 1.Place 4 biscuits on the plate.
- 2.Evenly spread the yoghurt onto each biscuit.
- 3.Cautiously cut up the fruit into small pieces.
(Ask a grown up to help you when using the sharp knife.)
- 4.Put the fruit on top of the yoghurt.

Enjoy!

Top Tip:

Keep the fruit pizzas in the fridge once made.

