

Printable Resources

Weekly Spelling and Table Lists

	<u>Spelling List</u>	<u>Tables List</u>
1	lip	$16 - 6 = 10$
2	his	$15 - 6 = 9$
3	went	$14 - 6 = 8$
4	night	$13 - 6 = 7$
5	high	$12 - 6 = 6$
6	might	$11 - 6 = 5$
7	light	$10 - 6 = 4$
8	any	$9 - 6 = 3$
9	many	$8 - 6 = 2$
10	frightening	$7 - 6 = 1$

Monday's English - WALT use adjectives

Adjective Word Bank

tall brown black colourful green soft wet bumpy  
spotty hairy yellow round fat small huge wooden purple spikey hard

Choose suitable adjectives to match these nouns and then draw a picture:

1	_____ dog	
2	_____ cat	
3	_____ car	
4	_____ tree	
5	_____ flower	
6	_____ ball	
7	_____ house	



## Tuesday's English

Adjectives can make sentences more interesting. Here is a sentence with no adjectives.

Look at the horse.

I'm going to make it more interesting by adding some adjectives to describe the noun in the sentence.

Look at the beautiful, brown, fast, tall, friendly horse.

Can you make these 5 sentences more interesting by rewriting them with extra adjectives? You will need to add adjectives to describe the words that I've underlined. You could use the word bank from yesterday to help. If you would like an extra challenge, you could write some of your own sentences.

1. I saw a spider.

---

2. I love this jumper.

---

3. There was a slug over there.

---

4. I have a cat.

---

5. I am reading a book.

---

---

## Wednesday's English

First, draw your own monster.

Then, look at our example of how we described the parts of our monster.

Can you do the same with your monster? You can use the two word banks to help you write your sentences. You can use this outline to write your sentences:

My monster has \_\_\_\_\_.

As an extra challenge: you could use more than one adjective in each sentence.



1. My monster has curly, pointy horns.
2. My monster has a wet, pink tongue.
3. My monster has orange fur.
4. My monster has small, brown claws.
5. My monster has two, tiny feet.

### **Noun Word Bank**

teeth claws fur legs eyes hair  
talons tongue mouth scales horns

### **Adjective Word Bank**

pointy colourful hairy bumpy  
hard scary friendly wet  
spikey soft scaly tiny huge  
slimey

Draw your monster:

Write sentences about your monster:

---

---

---

---

---

### Wednesday's Maths

Today we would like you to try measuring things in your home with the metre stick. We've chosen two things for you to measure and then you can choose two of your own. Before you measure each item first make an estimate of how many metres it might measure. An estimate is a good guess. Then measure and write in your result. It is OK if the estimate is different to the result!

	What you will measure	Estimate	Result
1	The length of your bedroom		
2	The length of your kitchen		
3			
4			
5			

As an extra challenge you could draw a picture of you measuring.

## Thursday's English

First, write or draw the things that you can saw, heard, smelled, touched and tasted today.

Then add words to describe them underneath.

I saw...	I heard...	I smelled...	I touched...	I tasted...

Now write sentences about them but remember to add adjectives!

Here is our example:

I tasted delicious porridge.

I heard beautiful birds singing.

I saw tall trees.

I touched smooth rocks.

I smelled fresh grass.

---

---

---

---

---

---

---

**A** 1. 25, 35, 45, 55, , 75

2. ✗ the square.



3. What time is one hour after 12 o'clock?

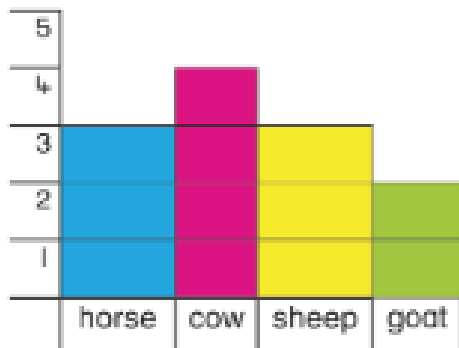
4. How much?  c



5. 
$$\begin{array}{r} 26 \\ + 16 \\ \hline \end{array}$$




6. How many animals altogether?



7.  $3 + 4 = 4 + \text{$

8. How much was eaten?

$\frac{1}{2}$   less than  $\frac{1}{2}$



8

**B** 1.

June						
S	M	T	W	T	F	S
	1	2	3	4	5	6
7	8	9	10	11	12	13
14	15	16	17	18	19	20
21	22	23	24	25	26	27
28	29	30				

How many Mondays?

2.  $8 + 3 + 2 = \text{$

3. Tick the number shown on the abacus.



4. Finish the pattern.

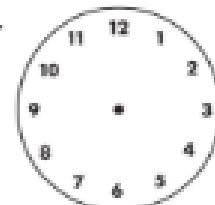


5. 
$$\begin{array}{r} 64 \\ + 23 \\ \hline \end{array}$$



6.  $7 - \text{$  = 5

7. Show 2 o'clock.



8.  $12 + \text{$  = 15

8



# Life Cycle of a Dandelion

Draw a picture in each box to show the stages in the life cycle of a dandelion.



The dandelion seed head is blown away by the wind.



A dandelion seed begins to grow in the ground.



A dandelion plant grows with buds and leaves.



The dandelion flower becomes a seed head.



The dandelion flower blooms.

